

Guidelines For... Configuring Acrobat Distiller 7/8 for Mac/Windows

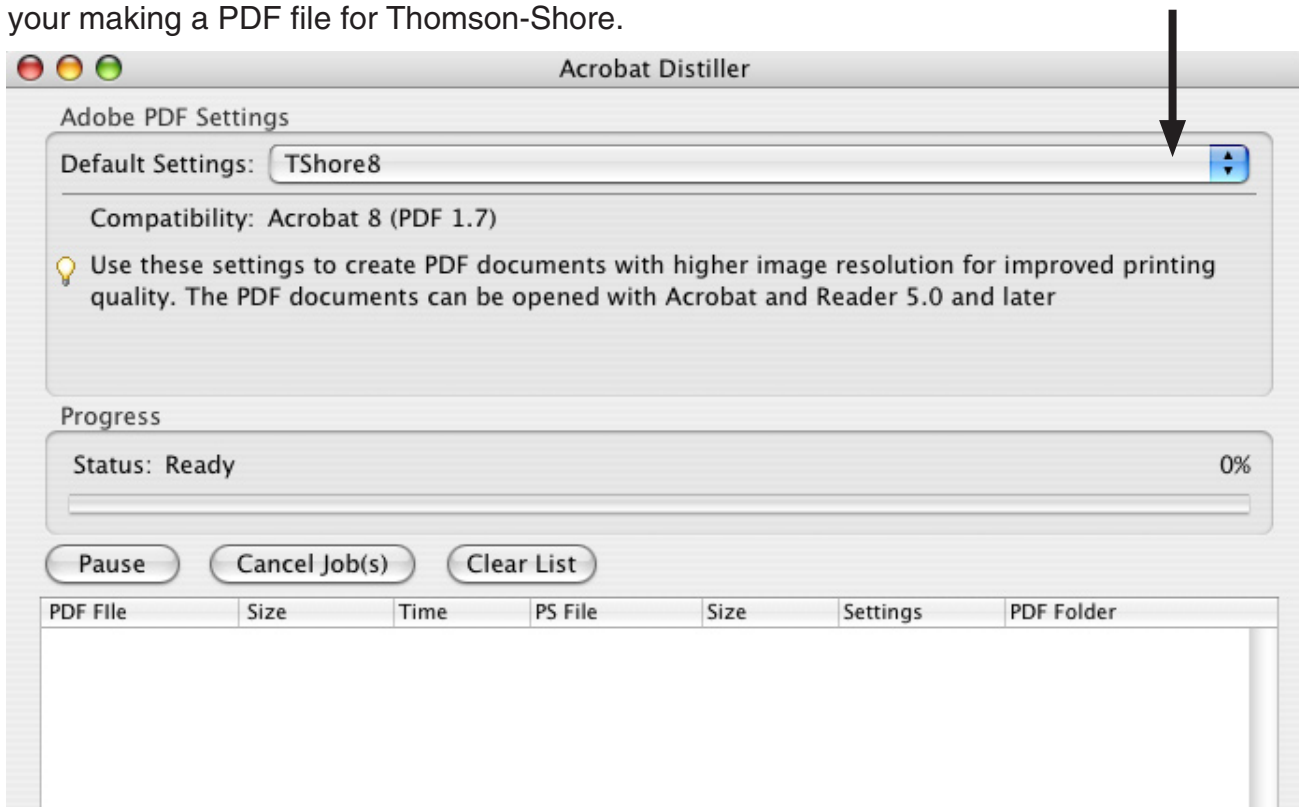
This guideline should be used when you will be making a PostScript file from your source application file. These are the settings we have tested here and work well with our systems.

These settings should work for both color and grayscale jobs. It's still a good idea to send in application files, fonts and graphics for color jobs in case we need to adjust or correct the files. Color files are more complicated and we have more control with the application files than we do with a PDF.

First thing you will need to do is download the correct Distiller JobOption file and uncompress it. Download the one that corresponds to your version of Distiller. TShore7 is for Acrobat Distiller 7.x and TShore8 is for Acrobat Distiller 8.x.

Once the files are uncompressed, there are two ways to import the settings into Distiller.

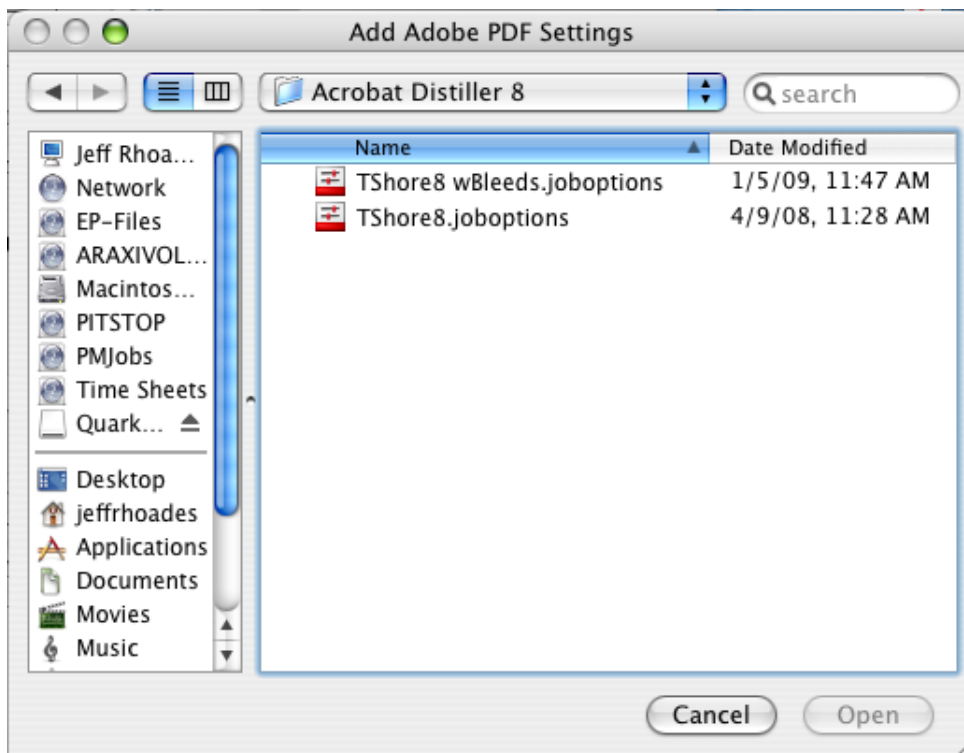
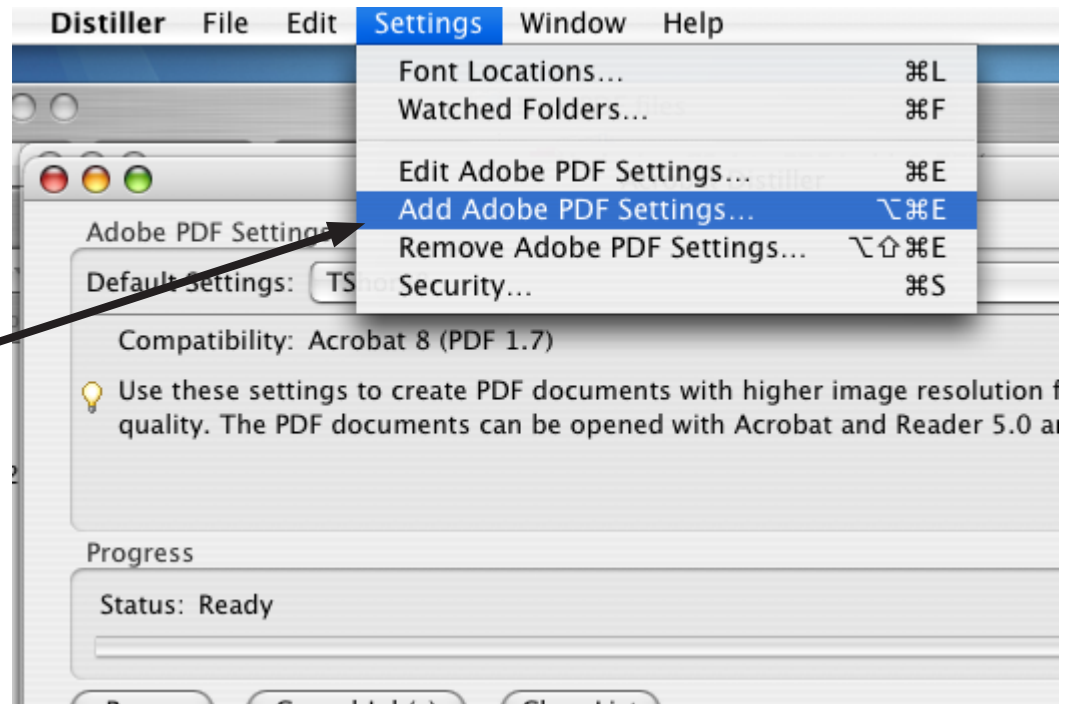
1) Easiest way to get the settings into Distiller are to double click on the JobOptions file. Doing this will install the Distiller settings into your Distiller version and also into Indesign if you have it. Open up Distiller and look for the TShore8 name in the Default Settings drop down list. If it shows up there than you've successfully installed the settings. Choose those settings when your making a PDF file for Thomson-Shore.



Manufacturer of hard and soft cover books

2) The other way is to Import the JobOptions file directly into Distiller. After you've uncompressed the files, open up Acrobat Distiller.

Go to **Settings-Add Adobe PDF Settings**



Click on the TShore8 (or TShore7) JobOption and then click on Open. (The JobOption file "wbleeds" is for Indesign only)

This will load it into Distiller and then you can select it from the Default Settings list described on Page 1.

Once you've loaded and selected the correct Distiller setting, you can now convert your PostScript file to PDF. Go to File-Open in Distiller. Navigate to your PostScript file. Click on the file and click Open. This will convert your PostScript file to a PDF. Open your PDF file and make sure it looks correct. If it looks right than you can send it on to Thomson-Shore.

If you need any help or have questions about this, please contact our Technical Support personnel or your Customer Service Representative.